

**YAVUZ METAL**

İNŞ. GIDA TUR. SAN. VE TİC. LTD. ŞTİ.

**KAPAKLI CEPHE SERİSİ****PROFİLLER****38**

<b>850</b> 2.480 kg/m 	<b>851</b> 2.182 kg/m 	<b>852</b> 1.646 kg/m 	<b>1989</b> 2.184 kg/m 
<b>864</b> 0.266 kg/m 	<b>1994</b> 1.597 kg/m 	<b>2000</b> 1.760 kg/m 	<b>2047</b> 1.867 kg/m 
<b>1999</b> 2.952 kg/m 	<b>1998</b> 2.582 kg/m 	<b>2027</b> 1.387 kg/m 	<b>2013</b> 0.280 kg/m 
<b>2004</b> 0.472 kg/m 	<b>2005</b> 0.569 kg/m 	<b>2048</b> 0.508 kg/m 	<b>2006</b> 0.385 kg/m 
<b>2009</b> 0.439 kg/m 	<b>2049</b> 0.331 kg/m 	<b>2050</b> 0.403 kg/m 	<b>853</b> 0.768 kg/m 
<b>854</b> 0.913 kg/m 	<b>858</b> 0.681 kg/m 	<b>2012</b> 0.618 kg/m 	<b>2186</b> 0.858 kg/m 
<b>1995</b> 2.587 kg/m 	<b>1307</b> 1.060 kg/m 	<b>1756</b> 3.968 kg/m 	<b>1996</b> 2.640 kg/m 
<b>1991</b> 1.626 kg/m 	<b>1992</b> 1.250 kg/m 	<b>1993</b> 0.608 kg/m 	<b>1990</b> 0.518 kg/m 



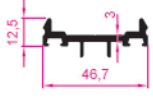
**YAVUZ METAL**  
İNŞ. GIDA TUR. SAN. VE TİC. LTD. ŞTİ.

**KAPAKLI CEPHE SERİSİ**

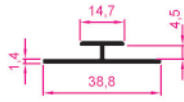
**PROFİLLER**

**39**

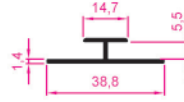
**2014**  
0.605 kg/m



**278**  
0.219 kg/m



**3117**  
0.225 kg/m



**477**  
0.220 kg/m

