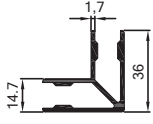
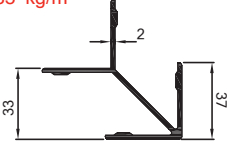
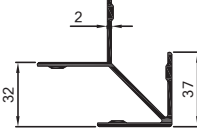
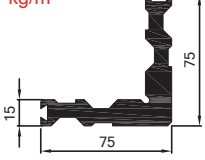
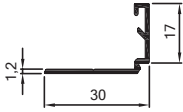
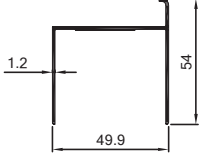


<p><b>178</b> 0.605 kg/m</p>	<p><b>179</b> 0.605 kg/m</p>	<p><b>180</b> 0.506 kg/m</p>	<p><b>181</b> 0.710 kg/m</p>
<p><b>182</b> 0.710 kg/m</p>	<p><b>183</b> 0.610 kg/m</p>	<p><b>401</b> 0.935 kg/m</p>	<p><b>402</b> 0.935 kg/m</p>
<p><b>403</b> 0.813 kg/m</p>	<p><b>624</b> 0.793 kg/m</p>	<p><b>625</b> 0.793 kg/m</p>	<p><b>626</b> 0.671 kg/m</p>
<p><b>337</b> 0.990 kg/m</p>	<p><b>338</b> 0.990 kg/m</p>	<p><b>339</b> 0.854 kg/m</p>	<p><b>340</b> 1.179 kg/m</p>
<p><b>341</b> 1.179 kg/m</p>	<p><b>342</b> 1.044 kg/m</p>	<p><b>185</b> 1.208 kg/m</p>	<p><b>198</b> 1.208 kg/m</p>
<p><b>186</b> 1.436 kg/m</p>	<p><b>184</b> 1.325 kg/m</p>	<p><b>424</b> 1.032 kg/m</p>	<p><b>6832</b> 0.824 kg/m</p>
<p><b>159</b> 0.763 kg/m</p>	<p><b>109</b> 1.260 kg/m</p>	<p><b>110</b> 1.392 kg/m</p>	<p><b>391</b> 1.111 kg/m</p>
<p><b>160</b> 1.004 kg/m</p>	<p><b>404</b> 1.728 kg/m</p>	<p><b>7397</b> 0.590 kg/m</p>	<p><b>267</b> 0.776 kg/m</p>

<p><b>7435</b> 0.732 kg/m</p>	<p><b>5344</b> 0.849 kg/m</p>	<p><b>415</b> 1.045 kg/m</p>	<p><b>501</b> 0.903 kg/m</p>
<p><b>504</b> 0.787 kg/m</p>	<p><b>3949</b> 1.529 kg/m</p>	<p><b>505</b> 0.194 kg/m</p>	<p><b>502</b> 0.225 kg/m</p>
<p><b>4095</b> 0.533 kg/m</p>	<p><b>639</b> 0.132 kg/m</p>	<p><b>640</b> 0.125 kg/m</p>	<p><b>1209</b> 0.380 kg/m</p>
<p><b>1210</b> 0.298 kg/m</p>	<p><b>158</b> 0.203 kg/m</p>	<p><b>157</b> 0.291 kg/m</p>	<p><b>105</b> 0.221 kg/m</p>
<p><b>5987</b> 0.222 kg/m</p>	<p><b>104</b> 0.234 kg/m</p>	<p><b>384</b> 0.230 kg/m</p>	<p><b>1121</b> 0.232 kg/m</p>
<p><b>1123</b> 0.355 kg/m</p>	<p><b>3818</b> 0.210 kg/m</p>	<p><b>6414</b> 0.175 kg/m</p>	<p><b>5788</b> 0.205 kg/m</p>
<p><b>1035</b> 0.239 kg/m</p>	<p><b>1139</b> 0.239 kg/m</p>	<p><b>140</b> 0.560 kg/m</p>	<p><b>225</b> 0.635 kg/m</p>
<p><b>190</b> 1.824 kg/m</p>	<p><b>607</b> 1.722 kg/m</p>	<p><b>151</b> 1.081 kg/m</p>	<p><b>152</b> 0.710 kg/m</p>
185 ve 198 no'lu profillerin köşe bağlantısı	424 no'lu profilin köşe bağlantısı	181-182-183 no'lu profillerin köşe bağlantısı	178-179-180 no'lu profillerin köşe bağlantısı

<p><b>295</b> 0.715 kg/m</p>  <p>337-338-339 no'lu profillerin köşe bağlantısı</p>	<p><b>381</b> 1.083 kg/m</p>  <p>401-402-403 no'lu profillerin köşe bağlantısı</p>	<p><b>383</b> 1.075 kg/m</p>  <p>340,341,342 nolu profillerin köşe bağlantısı</p>	<p><b>414</b> 4.298 kg/m</p> 
<p><b>481</b> 0.183 kg/m</p> 	<p><b>5387</b> 0.493 kg/m</p> 	<p><b>1579</b> 0.500 kg/m</p> 